

CUSTOMER APPROVAL	IF NOT RETURNED TO FGT BY THE DATE INDICATED BELOW, WE WILL PROCEED WITH FABRICATION AS PER THE DRAWING.
SALES SIGNATURE:	
CUSTOMER SIGNATURE:	
DATE:	
RETURN TO FGT BY:	DATE: 11TH AUGUST 2023
REMOVED BY:	
REVIEW DATE:	
ACCEPTED AS IS:	<input type="checkbox"/>
ACCEPTED WITH REVISION NOTED:	<input type="checkbox"/>
REVISION AS NOTED AND RE-SUBMIT:	<input type="checkbox"/>

BODY TYPE: FULL FRAMED EXTRUDED
TANK TYPE: DRY SIDE

DOC. NO.: E018-1 DRAWING TEMPLATE
REV. C 2017-02-05

SPECIFICATION

CHASSIS:
-FORD F550 4x4 SD SUPER CAB WITH FIRE PACKAGE, EXTENDED CAB
-19,500 LB GVWR: 7,500 LB FRONT / 14,706 LB REAR
-DIESEL ENGINE, 6.7L V8 DIESEL
-AUTOMATIC TRANSMISSION

PUMP:
-DARLEY MIDSHIP PSM1250
-1250 USGPM AT 150 PSI
-FOAM SYSTEM FOAM PRO 1600 CLASS A
-NFPA TEST & CERTIFICATION TO NFPA 1906-2016 EDITION

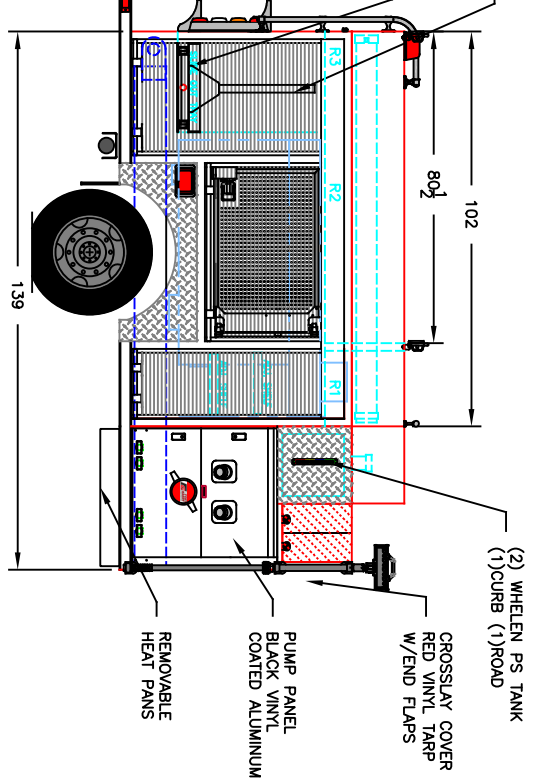
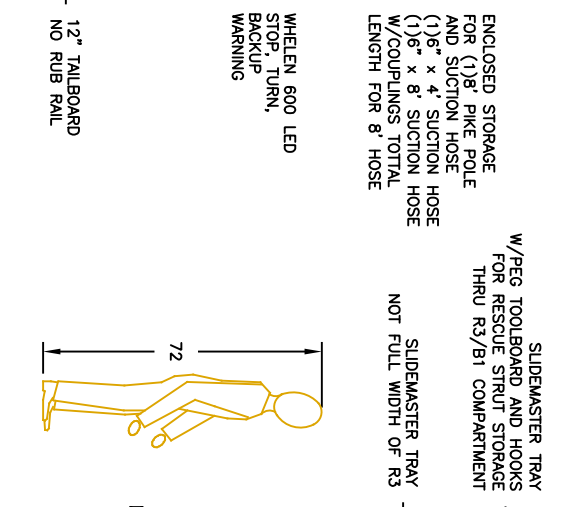
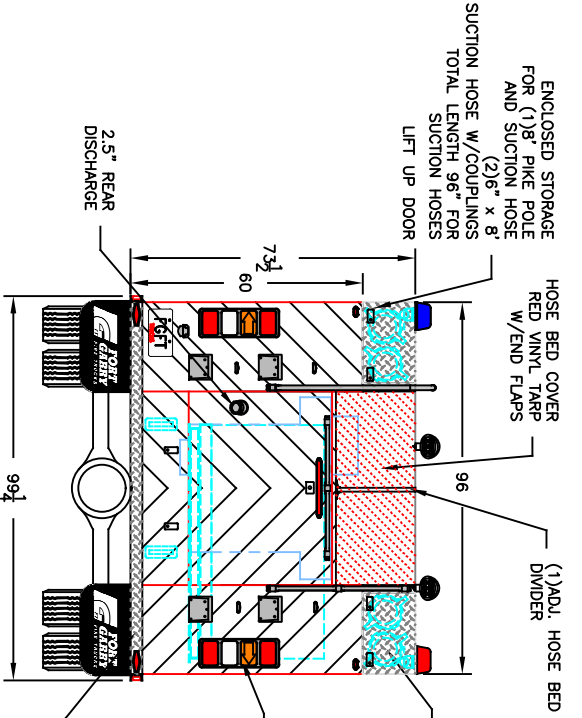
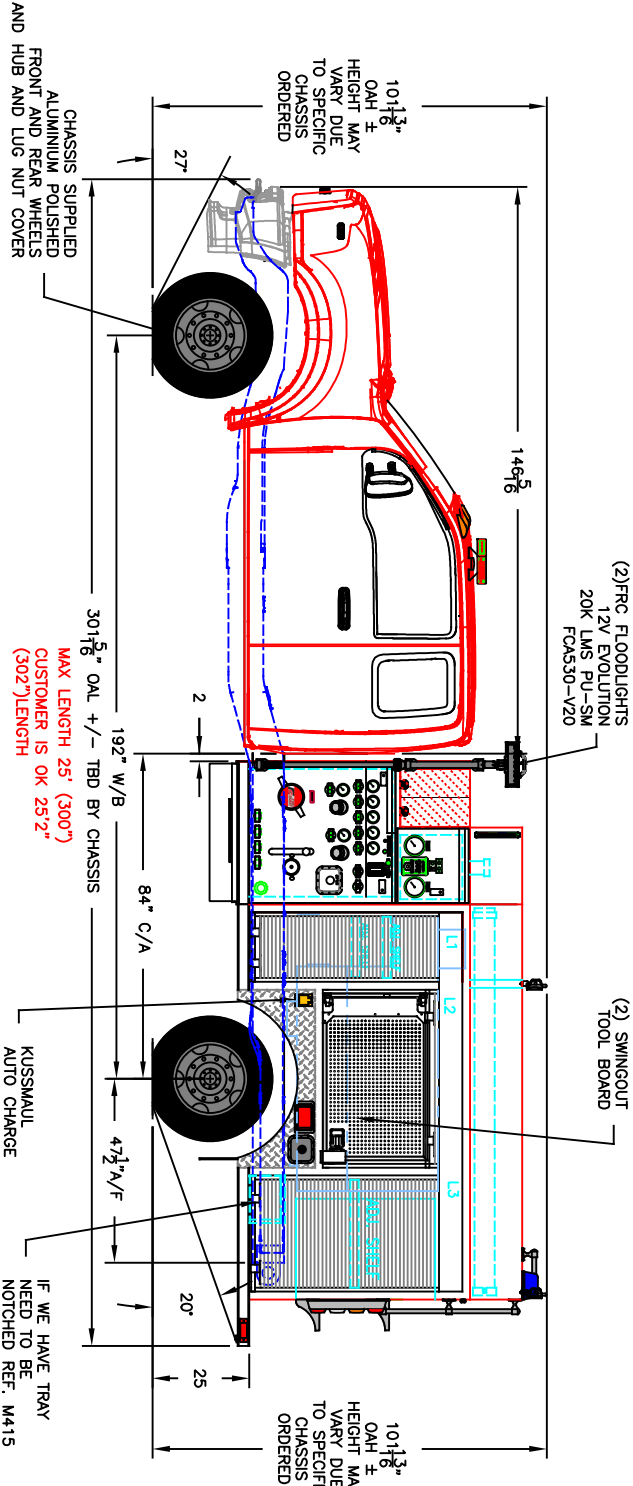
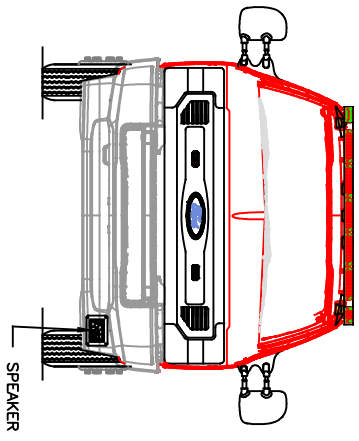
PLUMBING:
-2 x 6" SUCTION, (1)ROAD, (1)CURB
-1 x 2 1/2" GATED SUCTION, (1)ROAD
-4 x 2 1/2" DISCHARGE PORT, (2)ROAD (2)CURB
-1 x 2 1/2" DISCHARGE PORT, (1) REAR-FOAM
-1 x 3" MONITOR STAND PIPE
-2 x 1 1/2" CROSS LAYS - FOAM
-4" TANK TO PUMP, W/3" BUTTERFLY VALVE
-2" TANK FILL

TANK:
-300 USG WATER TANK
-30 USG SINGLE INTERNAL FOAM TANK

BODY:
-MINI PUMPER ALUMINUM HIGH/HIGH
-BODY UNDERCOATING - CORASHIELD

EMERGENCY EQUIPMENT-ACCESSORIES:

-LIGHT BAR 56" LED	MODEL: JUSTICE
-SIREN SMART	WHELEN CEN COM
-100W SPEAKER	SAPPHIRE W/MIC
-2 x REAR BEACONS RED/BLUE	WHELEN SA315P
-2 x FLOOD LIGHTS	WHELEN L31HRN
-2 x GRILLE LIGHTS RED	DTI 010WX6 LED
-2 x SIDE WARNING LIGHTS RED CHASSIS	WHELEN 600 LED
-2 x SIDE WARNING LIGHTS RED FENDER	WHELEN 600 LED
-2 x REAR WARNING LIGHTS RED TAILLIGHTS	WHELEN 600 LED
-6 x GROUND LIGHTS	LUMA BAR H20 12"
-1 x ANTENNA	
-(4) 6" x 8" SUCTION HOSE	
-1 x BARREL STRAINER	



COMPT. COMPARTMENT FRAME DIMENSIONS

COMPT.	COMPARTMENT FRAME DIMENSIONS
L1	18W x 55H x 23D
L2	46W x 36H x 23D
L3	30W x 55H x 23D
R1	18W x 55H x 23D
R2	46W x 36H x 23D
R3	30W x 55H x 23/64D

1. THE DRAWING IS FOR REFERENCE PURPOSE. ONLY THE DRAWING MAY OR MAY NOT SHOW ALL ITEMS AS DESCRIBED IN THE WRITTEN DETAILED SPECIFICATION.
2. INCLUSION OF AN ITEM ON THE DRAWING DOES NOT CONSTITUTE INCLUSION OF THAT ITEM WITH THE FINAL DELIVERY OF THE UNIT. SPECIFICATION SHALL BE FINAL AUTHORITY TO BE DETERMINED WHAT IS SUPPLIED ON THE APPARATUS.
3. THE EFFECTIVE COMPARTMENT SIZE FOR ROLLUP DOORS WILL BE REDUCED APPROX. 10" IN HEIGHT, 2" IN DEPTH AND 2" IN WIDTH FROM SHOWN FRAME OPENINGS. 10" IN HEIGHT, 3" IN DEPTH AND UP TO 4" IN WIDTH FOR PAN DOORS. DIMENSIONS TOLERANCE ± 1/4"
4. PUMP RATING AND TANK CAPACITY ARE SHOWN AS NOMINAL VALUES. THE ACTUAL VALUES MAY VARY.
5. CHASSIS GVWR SHOWN IS THE MINIMUM REQUIRED FOR STANDARD BODY DEPENDING OF OPTIONS. GVWR MAY NEED TO BE INCREASED.
6. COMMERCIAL OEM CAB STEPS MAY NOT MEET UIC STANDARD. SELECT CUSTOM STEPS WHEN REQUIRED.
7. OVERALL HEIGHT IS IN LOADED CONDITION. UNLOADED HEIGHT MAY BE 4" ABOVE HEIGHT SHOWN. AFTER TRUCK IS COMPLETED ADDITIONAL STEPS MAY BE REQUIRED TO MEET THE STANDARD.
8. DIMENSIONS SHOWN ARE APPROXIMATE AND ARE SUBJECT TO CHANGE AS MAY BE FOUND NECESSARY DURING DESIGN. DO NOT SCALE DRAWING.
9. MINOR DETAILS AND REFLECTIVE STRIPING ARE NOT SHOWN.

D	REVISED CUSTOMER SIGN OFF DWG	SP	14 JULY 2023
C	CUSTOMER SIGN OFF DRAWING	TV	28 JUN 2023
B	CUSTOMER SIGN OFF DRAWING	SP	15 DEC 2022
A	CRM DRAWING	SP	18 NOV 2022
REV	DESCRIPTION OF CHANGE	BY	DATE

FORT GABRY
F I R E T R U C K S
WWW.FGFT.COM
WINNIPEG, MANITOBA, CANADA 1-800-565-3473

DESCRIPTION:
COLUMBIA LITCHFIELD F.D.

SCALE: 1:50

DWG. BY: TV

CHK. BY:

MODEL: MP025D5

DATE: 01 DEC 2021

SHEET: 1 OF 1

DWG. NO.: J0378